

ITALY RESTARTS

What opportunities for Italian Municipalities?



Index - 1



Digitization: a new working environment for Italian Municipalities

Deregulation and new proceedings for local governments

Tourism and Cultural management

Waste management and energy efficiency

Bike lanes and sustainable mobility

Index - 2



Protecting and managing the urban environment

A new plan for kindergartens and infant schools

Supporting underprivileged and persons with disability

Assistance for homelessness: Night shelters and public housing

Urban integrated plans

Changing local governments - 1

The National Recovery and Resilience Plan (NRRP) provides a broad spectrum of investments and reforms for Italian Municipalities, ranging from digitization to tourism, from governance to social interventions.

Under the Mission 1 - Component 1.1: Under “Digitization of the PA”, support for administrative transition of local governments will be provided

M1C1 – Digitisation, innovation and security in PA	Resources (EUR/billion)				
	Existing (a)	New (b)	Total (c) = (a)+(b)	REACT-EU (d)	TOTAL NGEU (c) + (d)
Digitisation of PA	5.61	2.34	7.95	-	7.95
Digital Infrastructures and Cyber Security	0.05	1.20	1.25	-	1.25
Data and interoperability	0.79	0.34	1.13	-	1.13
Digital Citizenship, Services and Enabling Platforms	4.77	0.80	5.57	-	5.57
Modernisation of the PA	-	1.50	1.50	-	1.50
Capable PA: recruitment of human capital	-	0.21	0.21	-	0.21
Competent PA: strengthening and valorisation of human capital	-	0.72	0.72	-	0.72
Simple and connected PA: simplification of administrative procedures, digitisation of processes	-	0.48	0.48	-	0.48
Smart PA: Creation of Territorial Poles for recruitment, training, co-working and smart-working	-	0.10	0.10	-	0.10
Organisational Innovation of Justice	-	2.30	2.30	-	2.30
Human resources to strengthen the Office for the Process - new organizational positions	-	2.30	2.30	-	2.30
TOTAL	5.61	6.14	11.75	-	11.75

Changing local governments - 2

Guidance will be provided to local governments to implement the national cloud hub via certified servers. Part of EU-funded projects to help Italy's economy recover from the pandemic, the cloud hub initiative, reflects European efforts to make the 27-member bloc less dependent on large overseas tech companies for cloud services.



•MITD

Ministro per l'innovazione
tecnologica e la transizione digitale

A central team led by the Ministry of Digital Transition will assist local governments on technical analysis phase and defining priorities; in the census of suitable suppliers for every activity of transformation. The aim is to promote «Migration packages» to the cloud and other digital services.



Minor local governments will group jointly to enact the processes of migration and digital transformation.

Process simplification - 1

Mission 1 - Component 1.2: Public sector modernization includes investment nr. 2: 2: digitalization Task force, performance assessment

M1C2 – Digitisation, innovation and competitiveness of the production system	Resources (EUR/billion)				
	Existing (a)	New (b)	Total (c) = (a)+(b)	REACT-EU (d)	TOTAL NGEU (c) + (d)
'Transition 4.0'	3.10	15.70	18.80	-	18.80
Innovation and technology of microprocessors	-	0.75	0.75	-	0.75
SME digitisation and Guarantee Fund *	-	-	-	0.80	0.80
Broadband, 5G and satellite monitoring	1.10	3.10	4.20	-	4.20
<i>Fast Connections</i>	1.10	2.20	3.30	-	3.30
<i>Satellite constellation and National Institute of Earth Observation</i>	-	0.90	0.90	-	0.90
Industrial policies for the supply chain and internationalization**	-	2.00	2.00	-	2.00
TOTAL	4.20	21.55	25.75	0.80	26.55

Process simplification- 2

Special groups, composed of 1000 newly hired professionals specialized in deregulation, will fight bottlenecks inside bureaucracies. These groups will work:



- ☐ on reengineering the public administration.
200 procedures to reform due within 2030
and 600 due within the conclusion of NRRP.
- ☐ on finishing behind-schedule work.
- ☐ on supporting project proposals
- ☐ on supporting monitoring and evaluation.

Changes in workplace of local governments - 1

In the scenario of the Public Administration Reform, an initiative aims to support medium-sized local administrations, provinces and municipalities, from 25,000 to 250,000 inhabitants, based on an organizational model that the EU has called "Bricks, Bytes & Behaviors".

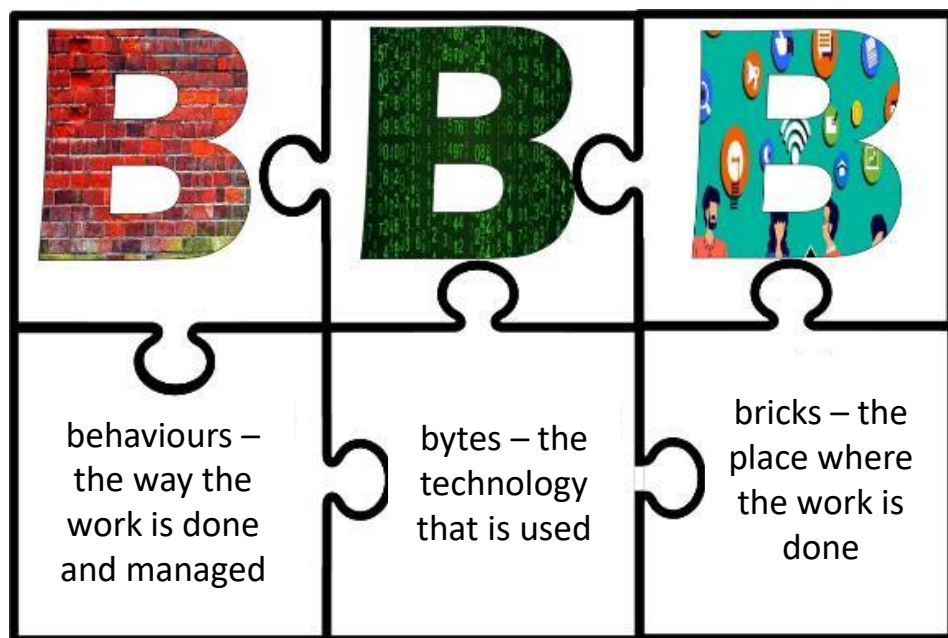


Bricks, Bytes & Behaviours

Changes in workplace of local governments - 2

NRRP resources will finance the first pilot projects, while European Programming 2021 - 2027 will fund remaining actions.

Modernising the working environment should be founded on holistic approach, including consistent and coordinated change in:



The choice of bricks and bytes should support the wanted changes in behaviours and not the other way round.

Reskilling, upskilling and head hunting will play a crucial role.

Tourism and Cultural heritage - removing barriers, enhancing efficiency - 1

Mission 1, component 3, Tourism and Cultural management includes several policies dedicated to local governments.

M1C3 – Tourism and culture 4.0	Resources (EUR/billion)				
	Existing (a)	New (b)	Total (c) = (a)+(b)	REACT-EU (d)	TOTAL NGEU (c) + (d)
Cultural heritage Next Generation	-	2.70	2.70	-	2.70
<i>Strengthening of the strategic plan major tourist and cultural attractors</i>	-	1.10	1.10	-	1.10
<i>Digital platforms and strategies for access to cultural heritage</i>	-	0.50	0.50	-	0.50
<i>Improving physical accessibility</i>	-	0.30	0.30	-	0.30
<i>Caput Mundi. Interventions on Rome artistic and cultural heritage</i>	-	0.50	0.50	-	0.50
<i>Development of film industry (Cinecittà project)</i>	-	0.30	0.30	-	0.30
<i>Minor sites, rural areas and urban suburbs</i>	-	2.40	2.40	-	2.40
<i>National Plan Villages</i>	-	1.00	1.00	-	1.00
<i>Rural Historical Heritage</i>	-	0.50	0.50	-	0.50
<i>Program Identity places, suburbs, parks and historical gardens</i>	-	0.40	0.40	-	0.40
<i>Seismic safety of places of worship and restoration of FEC heritage</i>	-	0.50	0.50	-	0.50
Tourism and Culture 4.0	0.30	2.60	2.90	-	2.90
<i>Culture 4.0: Tourist training and initiatives for cultural diffusion in schools</i>	-	0.40	0.40	-	0.40
<i>Support for cultural operators in the green and digital transition</i>	-	0.50	0.50	-	0.50
<i>Paths in history "Slow tourism"</i>	-	0.50	0.50	-	0.50
<i>Improvement of tourism infrastructure and tourist services*</i>	0.30	1.20	1.50	-	1.50
TOTAL	0.30	7.70	8.00	-	8.00

Tourism and Cultural heritage - removing barriers, enhancing efficiency - 2

Investment 2.1 involves historic towns called borghi. Italy is favouring this type of rural tourism in order to veer toward a more sustainable form of tourism, since when cities are overcrowded and human pressure is negatively affecting Italian cultural heritage. Rural tourism can also help local communities to develop, providing opportunities to young entrepreneurs.



Designed by Vecteezy

The initiatives in rural areas will be implemented through the "National Borghi Plan", a program made to support the economic and social development of rural areas, based on the cultural regeneration of small towns to trigger new types of tourism. The actions are included in "Integrated local projects for Cultural heritage".

Tourism and Cultural heritage - removing barriers, enhancing efficiency - 3





Interventions include:

- ☐ recovering the historical heritage, the regeneration of open public spaces (i.e. removing architectural barriers removal or improving street furniture), providing new small cultural services for tourism;
- ☐ creating and promoting new itineraries (thematic itineraries, historical routes) and guided tours.

Financial aid will be granted to support cultural, creative and tourist activities, concerning commercial, agri-food and artisanal sectors. These actions will revive local economies, by valuing ancient craftsmanship and knowledges.

Tourism and Cultural heritage: parks and gardens



Investment 2.3 is about Programs for enhancing local identities. Policies include maintenance of parks and historic gardens.

The measure means improving life quality by valuing cultural assets, and promoting, in particular, an extensive regeneration of parks and historic gardens as drivers for promoting intangible assets, local identities and communities.

The initiative includes:

- ☐ maintenance, management and regeneration of about 5,000 historic villas, parks and gardens;
- ☐ retraining of local personnel responsible for management of gardens and villas.

Waste management: filling the gap - 1

Mission 2 - Component

1.1 - Investment 1.1: is about creating new waste management facilities and revamping existing plants

These actions are connected with Reform 1.3: Technical support to local Authorities (including Municipalities).

M2C1- Sustainable Agriculture and Circular Economy	Resources (EUR/mld)				
	Existing (a)	New (b)	Total (c) = (a)+(b)	ACT-EU (d)	TOTAL NGEU (c) + (d)
Sustainable agriculture	-	2,50	2,50	-	2,50
Circular economy and valorisation of the integrated waste cycle	-	3,40	3,40	1,10	4,50
Construction of new plants and modernisation of existing recycling plants	-	1,50	1,50	-	1,50
Project Circular Economy	-	1,90	1,90	0,30	2,20
Ecological transition in the Mezzogiorno – Projects to be identified	-	-	-	0,80	0,80
TOTAL	-	5,90	5,90	1,10	7,00

Waste management: filling the gap - 2

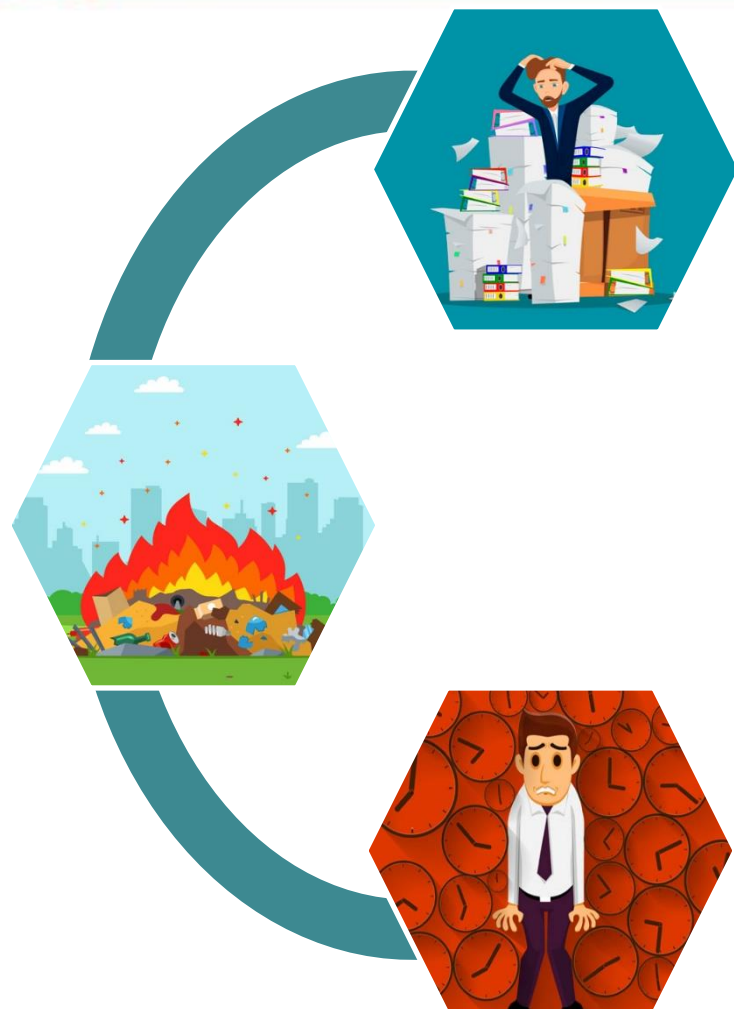
NRRP's investments aim to close gaps concerning waste plant capacity and quality standards between facilities located in richer and poorer Italian regions. The goal is to reach new standards set by the EU Commission, such as recycling 65% by 2030 and dumping in landfill no more than 10% of the overall waste national production.



60% of new projects is destined to Southern Italy



Local government support in waste management - 1



The Italian waste chain suffers from infringement procedures started by the European Commission. Mainly in Southern Italy.

Many local governments delayed building new plants, mainly due to the lack of technical knowledge.

Local government support in waste management - 2



**Ministero dello
sviluppo economico**

The Ministry for Ecological Transition (MITE) and the Ministry of Economic Development (MISE) will help local governments to acquire the knowhow. Special local utilities will be established.

MITE will frame an action plan to help companies to comply with the Minimum Environmental Requirements set by the EUCo to award tenders

Piste ciclabili urbane e turistiche: 1.820 km in più - 1

Mission 2 - Component

2.4 - Investment 4.1 deals with strengthening cycling mobility.

M2C2 Renewable energy, networks, hydrogen, sustainable mobility

Initiatives include building 570 km of urban bike lanes and about 1,250 km of tourist bike lanes.

M2C2 – Renewable energy, hydrogen and sustainable local mobility	Resources (EUR/mld)				
	Existing (a)	New (b)	Total (c) = (a)+(b)	ACT-EU (d)	TOTAL NGEU (c) + (d)
1. Production and distribution of renewables and support for the supply chain	-	7,98	7,98	0,69	8,66
<i>Renewable Energy Sources (ERFs)</i>	-	4,00	4,00	-	4,00
<i>Support for the renewable supply chain</i>	-	0,36	0,36	-	0,36
<i>Network infrastructure and smart grids</i>	-	2,72	2,72	0,18	2,90
<i>Projects of municipalities in line with NECP</i>	-	0,90	0,90	0,51	1,41
2. Investments in the hydrogen supply chain and DRI transition to green steel	-	2,00	2,00	-	2,00
3. Sustainable local transport, cycleways and renewal of rolling stock	2,95	4,60	7,55	-	7,55
TOTAL	2,95	14,58	17,53	0,69	18,22

Piste ciclabili urbane e turistiche: 1.820 km in più - 2



The number of cyclists has been growing steadily since 2013.

Bikes are not polluting, biking is healthy and the bicycle economy reaches 7.6 billion users each year. With the pandemic, the number of cyclists in the 2020 has increased by 20%.



The initiative aims to facilitating and further promoting the growth of the sector through the creation and maintenance of bike lanes in urban and metropolitan areas, for everyday life or for tourism. The measure also has the purpose of improving social cohesion at national level, with 50% of the resources allocated to the Regions of Southern Italy.

Beyond private car: rapid mass mobility - 1

Mission 2 - Component 2.4 - Investment 4.2 is about development a quick mass transport system

The initiative provides the construction of 240 km of network equipped for mass rapid transport infrastructures such as metro (11 km), trams (85 km), trolleybuses (120 km), cable cars (15 km).

M2C2 – Renewable energy, hydrogen and sustainable local mobility	Resources (EUR/mld)				
	Existing (a)	New (b)	Total (c) = (a)+(b)	ACT-EU (d)	TOTAL NGEU (c) + (d)
1. Production and distribution of renewables and support for the supply chain	-	7,98	7,98	0,69	8,66
<i>Renewable Energy Sources (ERFs)</i>	-	4,00	4,00	-	4,00
<i>Support for the renewable supply chain</i>	-	0,36	0,36	-	0,36
<i>Network infrastructure and smart grids</i>	-	2,72	2,72	0,18	2,90
<i>Projects of municipalities in line with NECP</i>	-	0,90	0,90	0,51	1,41
2. Investments in the hydrogen supply chain and DRI transition to green steel	-	2,00	2,00	-	2,00
3. Sustainable local transport, cycleways and renewal of rolling stock	2,95	4,60	7,55	-	7,55
TOTAL	2,95	14,58	17,53	0,69	18,22

Beyond private car: rapid mass mobility - 2



Private cars are the most popular type of transport in Italy. In 2019, out of 36 million people over 18, 2 out of 3 people drove a car every day. The use of cars in total trips is over 60%, while the use of public transport systems is only 10%.

This involves pollution and traffic jams. The focus of the initiative will be mainly on metropolitan areas.

The goal is to shift at least 10% of private traffic to public transport.

Electric cars and charging stations - 1

Mission 2 - Component 2.4 - Investment 4.3 is about spreading and developing plug-in electric vehicle charging stations.

The intervention aims at locating 7,500 fast charging points on the motorway and 13,755 in urban centers. Furthermore, 100 energy experimental charging stations with energy storage will be enacted.

M2C2 – Renewable energy, hydrogen and sustainable local mobility	Resources (EUR/mld)				
	Existing (a)	New (b)	Total (c) = (a)+(b)	ACT-EU (d)	TOTAL NGEU (c) + (d)
1. Production and distribution of renewables and support for the supply chain	-	7,98	7,98	0,69	8,66
<i>Renewable Energy Sources (ERFs)</i>	-	4,00	4,00	-	4,00
<i>Support for the renewable supply chain</i>	-	0,36	0,36	-	0,36
<i>Network infrastructure and smart grids</i>	-	2,72	2,72	0,18	2,90
<i>Projects of municipalities in line with NECP</i>	-	0,90	0,90	0,51	1,41
2. Investments in the hydrogen supply chain and DRI transition to green steel	-	2,00	2,00	-	2,00
3. Sustainable local transport, cycleways and renewal of rolling stock	2,95	4,60	7,55	-	7,55
TOTAL	2,95	14,58	17,53	0,69	18,22

Electric cars and charging stations - 2



The development of electric mobility represents a significant opportunity for decarbonisation of the sector, but to date it is very limited and accounts for 0.1% of the total number of vehicles.


To achieve the European objectives on decarbonisation, a 6 million electric fleet is expected by 2030. 31,500 charging stations must be implanted.

Green buses - 1

Mission 2 - Component 2.4 - Investment 4.4 deals with renewal of “green” train and bus fleets.

M2C2 – Renewable energy, hydrogen and sustainable local mobility	Resources (EUR/mld)				
	Existing (a)	New (b)	Total (c) = (a)+(b)	ACT-EU (d)	TOTAL NGEU (c) + (d)
1. Production and distribution of renewables and support for the supply chain	-	7,98	7,98	0,69	8,66
<i>Renewable Energy Sources (ERFs)</i>	-	4,00	4,00	-	4,00
<i>Support for the renewable supply chain</i>	-	0,36	0,36	-	0,36
<i>Network infrastructure and smart grids</i>	-	2,72	2,72	0,18	2,90
<i>Projects of municipalities in line with NECP</i>	-	0,90	0,90	0,51	1,41
2. Investments in the hydrogen supply chain and DRI transition to green steel	-	2,00	2,00	-	2,00
3. Sustainable local transport, cycleways and renewal of rolling stock	2,95	4,60	7,55	-	7,55
TOTAL	2,95	14,58	17,53	0,69	18,22

Green buses - 2



The initiative involves the purchase of 3,360 low-emission buses by 2026.

About one third of the resources are addressing main Italian cities.

Energy efficiency in local governments

The new low emissions bus fleet will drive the implementation of the Plan National Strategic for Mobility Sustainable, and the diffusion of charging stations.

M2C4 – Protection and valorisation of land and water resources	Resources (EUR/mld)				
	Existing (a)	New (b)	Total (c) = (a)+(b)	ACT-EU (d)	TOTAL NGEU (c) + (d)
Interventions on hydrogeological failures	3,36	0,25	3,61	-	3,61
Urban Forestry	0,03	0,30	0,33	0,20	0,53
Afforestation and protection of forests*	-	-	-	-	-
Flooding and sustainable management of water resources	1,46	2,92	4,38	-	4,38
Primary water infrastructure for security of supply	1,46	0,90	2,36	-	2,36
Resilience of irrigated agrosystem (including digitisation and network monitoring)	-	0,52	0,52	-	0,52
Water distribution networks and digitisation of monitoring networks	-	0,90	0,90	-	0,90
Sewage and sewage treatment	-	0,60	0,60	-	0,60
Interventions for increased resilience, land enhancement and improved energy efficiency of the municipalities	6,00	-	6,00	-	6,00
Management systems for waste collected at sea in port areas	-	0,50	0,50	-	0,50
TOTAL	10,85	3,97	14,83	0,20	15,03

City gardens

Mission 2 - Component 4.3 - Investment 3.1: deals with protecting the environment and green-fields from urban sprawl

Initiatives are scheduled focusing mainly on the 14 metropolitan cities, to fight urban problems such as air pollution, climate change and the loss of biodiversity. Those are issues affecting negatively well-being and the health of citizens.

The measure includes the development of urban and peri-urban forests, planning 6.6 million trees for 6,600 hectares of new Natural Protected Areas.

M2C4 – Protection and valorisation of land and water resources	Resources (EUR/mld)				
	Existing (a)	New (b)	Total (c) = (a)+(b)	ACT-EU (d)	TOTAL NGEU (c) + (d)
Interventions on hydrogeological failures	3,36	0,25	3,61	-	3,61
Urban Forestry	0,03	0,30	0,33	0,20	0,53
Afforestation and protection of forests*	-	-	-	-	-
Flooding and sustainable management of water resources	1,46	2,92	4,38	-	4,38
Primary water infrastructure for security of supply	1,46	0,90	2,36	-	2,36
Resilience of irrigated agrosystem (including digitisation and network monitoring)	-	0,52	0,52	-	0,52
Water distribution networks and digitisation of monitoring networks	-	0,90	0,90	-	0,90
Sewage and sewage treatment	-	0,60	0,60	-	0,60
Interventions for increased resilience, land enhancement and improved energy efficiency of the municipalities	6,00	-	6,00	-	6,00
Management systems for waste collected at sea in port areas	-	0,50	0,50	-	0,50
TOTAL	10,85	3,97	14,83	0,20	15,03

A plan for kindergartens and infancy schools - 1

The initiative aims to build about 228,000 kindergartens and infancy schools. Municipalities will be in charge of tendering procedures, realizing and managing the works.

M4C1 – Enhancement of skills and right to study	Resources (EUR/bn)				
	Existing (a)	New (b)	Total (c) = (a)+(b)	REACT-EU (d)	TOTAL NGEU (c) + (d)
1. Access to education and reduction of territorial gaps	1.60	7.40	9.00	0.45	9.45
Students' housing	-	1.00	1.00	-	1.00
Scholarships and free access to the university	-	0.90	0.90	0.45	1.35
Full-Time School Fund	-	1.00	1.00	-	1.00
Reduction of territorial disparities in skills and combating early school leaving	-	1.50	1.50	-	1.50
Nursery and Integrated Services Plan	1.60	2.00	3.60	-	3.60
Strengthening childrens schools (3-6 years) and "spring" sections	-	1.00	1.00	-	1.00
2. STEM skills and multilingualism	1.39	2.73	4.12	0.90	5.02
Integrated digital didactics and continuing training of schools staff	0.39	0.03	0.42	-	0.42
STEM skills and multilingualism for teachers and students	-	1.10	1.10	-	1.10
School 4.0: innovative schools, wiring, new classrooms and laboratories	1.00	1.10	2.10	0.90	3.00
University advanced didactics and competences	-	0.50	0.50	-	0.50
3. Professional education and ITS	-	2.25	2.25	-	2.25
Development and reform of ITS	-	1.50	1.50	-	1.50
Vocational training and collaboration universities – territories	-	0.50	0.50	-	0.50
Active orientation in the school-university transition	-	0.25	0.25	-	0.25
TOTAL	2.99	12.38	15.37	1.35	16.72

A plan for kindergartens and infancy schools - 2



The objectives of the measure are:

- ☐ Improving the educational offer from early childhood stage
- ☐ Offering concrete help to families
- ☐ Encouraging the participation of women in the labor market and the reconciliation of work and family life

The Ministry of Education, in collaboration with the Department of Policies for families of the Presidency of the Council of Ministers and the Ministry of the Interior, will manage the initiative.



Ministero dell'Istruzione
Ministero dell'Università e della Ricerca



Dipartimento per le politiche della
famiglia

Presidenza del Consiglio dei ministri



MINISTERO
DELL'INTERNO

Supporting the underprivileged - 1

Mission 5 -
Component 2.1 -
Investment 1.1
It is about helping
underprivileged
communities and
fostering elderly
home care.

M5C2 – Social infrastructure, families, communities and third sector	Resources (EUR/mld)				
	Existing (a)	New (b)	Total (c) = (a)+(b)	ACT-EU (d)	TOTAL NGEU (c) + (d)
Social-assistance services, disability and marginality	-	3,45	3,45	0,38	3,83
<i>Social infrastructure in the municipalities and involvement of the Third Sector</i>	-	2,50	2,50	0,10	2,60
<i>Autonomy paths for the disabled</i>	-	0,50	0,50	-	0,50
<i>Temporary Housing and Post Stations</i>	-	0,45	0,45	0,28	0,73
Interventions under the Family Act ***	-	-	-	-	-
Urban Regeneration and Social Housing	3,30	3,00	6,30	-	6,30
<i>Urban regeneration</i>	2,80	0,70	3,50	-	3,50
<i>Social housing</i>	0,50	2,30	2,80	-	2,80
Sports and suburbs	-	0,70	0,70	-	0,70
TOTAL	3,30	7,15	10,45	0,38	10,83

Supporting the underprivileged - 2



The investment concerns four initiatives that Municipalities, individually or jointly, can realize, such as:

- ☐ Supporting underprivileged families
- ☐ Fostering elderly home care
- ☐ Improving home care
- ☐ Reducing healthcare facility costs by favouring home caregivers

Road to self healing - 1

Improving Self-Help of people with disabilities, by allocating houses confiscated to criminals to organizations which manage home care.

M5C1 – Work Policies	Resources (EUR/mld)				
	Existing (a)	New (b)	Total (c) = (a)+(b)	ACT-EU (d)	TOTAL NGEU (c) + (d)
Active labour policies and support for employment	0,40	5,60	6,00	1,50	7,50
Active labour policies and training	0,40	2,60	3,00	0,50	3,50
Support for women's entrepreneurship	-	0,40	0,40	-	0,40
Dual apprenticeship	-	0,60	0,60	-	0,60
New Skills Plan	-	2,00	2,00	1,00	3,00
Tax advantage for work in the south and new recruitments of young people and women **	-	-	-	4,47	4,47
Universal Civil Service	0,40	0,25	0,65	-	0,65
TOTAL	0,80	5,85	6,65	5,97	12,62

M5C2 – Social infrastructure, families, communities and third sector	Resources (EUR/mld)				
	Existing (a)	New (b)	Total (c) = (a)+(b)	ACT-EU (d)	TOTAL NGEU (c) + (d)
Social-assistance services, disability and marginality	-	3,45	3,45	0,38	3,83
Social infrastructure in the municipalities and involvement of the Third Sector	-	2,50	2,50	0,10	2,60
Autonomy paths for the disabled	-	0,50	0,50	-	0,50
Temporary Housing and Post Stations	-	0,45	0,45	0,28	0,73
Interventions under the Family Act ***	-	-	-	-	-
Urban Regeneration and Social Housing	3,30	3,00	6,30	-	6,30
Urban regeneration	2,80	0,70	3,50	-	3,50
Social housing	0,50	2,30	2,80	-	2,80
Sports and suburbs	-	0,70	0,70	-	0,70
TOTAL	3,30	7,15	10,45	0,38	10,83

Road to self healing - 2



**Ministero del Lavoro
e delle Politiche Sociali**

The initiative includes providing people with tools, skills and digital training to include them in the labour market, by supporting remote work.



Transitional shelters and Public Housing - 1

Mission 5 - Component 2.1
- Investment 1.3 s is about
Transitional shelters and
Public Housing for
homeless

Policies, such as co-
housing, promoting the
dignity, independence, and
self-determination of
women and families facing
homelessness

M5C2 – Social infrastructure, families, communities and third sector	Resources (EUR/mln)				
	Existing (a)	New (b)	Total (c) = (a)+(b)	ACT-EU (d)	TOTAL NGEU (c) + (d)
Social-assistance services, disability and marginality	-	3,45	3,45	0,38	3,83
<i>Social infrastructure in the municipalities and involvement of the Third Sector</i>	-	2,50	2,50	0,10	2,60
<i>Autonomy paths for the disabled</i>	-	0,50	0,50	-	0,50
<i>Temporary Housing and Post Stations</i>	-	0,45	0,45	0,28	0,73
Interventions under the Family Act ***	-	-	-	-	-
Urban Regeneration and Social Housing	3,30	3,00	6,30	-	6,30
<i>Urban regeneration</i>	2,80	0,70	3,50	-	3,50
<i>Social housing</i>	0,50	2,30	2,80	-	2,80
Sports and suburbs	-	0,70	0,70	-	0,70
TOTAL	3,30	7,15	10,45	0,38	10,83

Transitional shelters and Public Housing - 2



Two initiative included:

- ☐ Temporary housing. Municipalities, individually or jointly, provide apartments for individuals, small groups or families up to 24 months. Also individual custom projects supplied
- ☐ Night shelters offering medical assistance, catering, job orientation, etc.

Urban renewal - 1

Mission 5 - Component
2.2 - Investment 2.1 is
about facing poverty in
deprived urban areas and
suburban regeneration

Reuse and refurbishment of
public areas and
regeneration or demolitions
of private properties and
their appurtenances, should
be built in the absence or
violation of legal
authorizations.

M5C2 – Social infrastructure, families, communities and third sector	Resources (EUR/mld)				
	Existing (a)	New (b)	Total (c) = (a)+(b)	ACT-EU (d)	TOTAL NGEU (c) + (d)
Social-assistance services, disability and marginality	-	3,45	3,45	0,38	3,83
<i>Social infrastructure in the municipalities and involvement of the Third Sector</i>	-	2,50	2,50	0,10	2,60
<i>Autonomy paths for the disabled</i>	-	0,50	0,50	-	0,50
<i>Temporary Housing and Post Stations</i>	-	0,45	0,45	0,28	0,73
Interventions under the Family Act ***	-	-	-	-	-
Urban Regeneration and Social Housing	3,30	3,00	6,30	-	6,30
<i>Urban regeneration</i>	2,80	0,70	3,50	-	3,50
<i>Social housing</i>	0,50	2,30	2,80	-	2,80
Sports and suburbs	-	0,70	0,70	-	0,70
TOTAL	3,30	7,15	10,45	0,38	10,83

Urban renewal - 2

Urban policies: regeneration, social welfare programs and cultural development.

Sustainable mobility



Integrated urban plans: suburbs and social inclusion

Mission 5 - Component 2.2 -
Investment 2.2 yes deals with:
Integrated urban plans


The initiative is focused on
Metropolitan areas to boost
active participation in urban
planning, trigger change, turn
disadvantaged areas into
“smart cities” and stop
sprawling development.

M5C2 – Social infrastructure, families, communities and third sector	Resources (EUR/mld)				
	Existing (a)	New (b)	Total (c) = (a)+(b)	ACT-EU (d)	TOTAL NGEU (c) + (d)
Social-assistance services, disability and marginality	-	3,45	3,45	0,38	3,83
<i>Social infrastructure in the municipalities and involvement of the Third Sector</i>	-	2,50	2,50	0,10	2,60
<i>Autonomy paths for the disabled</i>	-	0,50	0,50	-	0,50
<i>Temporary Housing and Post Stations</i>	-	0,45	0,45	0,28	0,73
Interventions under the Family Act ***	-	-	-	-	-
Urban Regeneration and Social Housing	3,30	3,00	6,30	-	6,30
<i>Urban regeneration</i>	2,80	0,70	3,50	-	3,50
<i>Social housing</i>	0,50	2,30	2,80	-	2,80
Sports and suburbs	-	0,70	0,70	-	0,70
TOTAL	3,30	7,15	10,45	0,38	10,83

Integrated urban plans: the third sector - 1

Planning can bring together core/leading and peripheral Municipalities, in order to mend and revamp underprivileged areas, filling infrastructural and mobility gaps, triggering economic convergence.

The interventions can be co-planned with the Third Sector, co-financed by private donors up to 30% and funded directly by European Investments Bank.



**Banca
europea per gli
investimenti**

Integrated urban plans: the third sector - 2

Primary objectives are urban regeneration, improving life quality, nurturing participation and entrepreneurial engagement. The projects will restore local identities through the promotion of social, cultural and economic activities, with a specific focus on environmental policies.



Integrated urban plans: fighting illegal hiring

Policies include slum clearance in urban and rural contexts, and fight against illegal employment, according to the National Strategy dedicated to this issue. More labour inspectors will be hired.





Dipartimento della funzione pubblica

www.funzionepubblica.gov.it

Contatti

**Ministro per la Pubblica
Amministrazione**

Corso Vittorio Emanuele II, 116
00186 Roma
Tel. (+39) 06.6899.7580

Ufficio Stampa

**Dipartimento della funzione
pubblica**

Corso Vittorio Emanuele II, 116
00186 Roma
Tel. (+39) 06.6899.1

Indirizzo PEC

protocollo_dfp@mailbox.governo.it

Seguici su

